





Homework Tips

MPC-14

1. Remember that each child is unique and has a different learning style.
2. Encouragement will help to make learning and homework a positive experience.
3. Ask your children if they have homework every day. Have them show you the assignments. Make sure they understand the directions.
4. Set aside time each night for homework.
5. Let your children know that homework needs to be completed before they watch TV.
6. Have your children make a box in which to keep homework assignments.
7. Look over and review completed homework. Ask your child to explain how they got their answers.
8. Quiz your children on spelling words by having them say the word and write it in a sentence.
9. Let your children know that you expect them to bring all homework home in their backpack.
10. Check your child's backpack each day for assignments.
11. Check your child's graded homework. Review any problems that they got wrong.
12. Leave nice notes to remind your children about homework.
13. Let your children know that you are proud of their accomplishments. Hang up spelling tests and other homework.
14. Give your child a star or happy face when they complete homework.
15. Ask your child's teacher how much time should be spent on homework each night.
16. Have your child read or do a quiet activity if there is no homework.

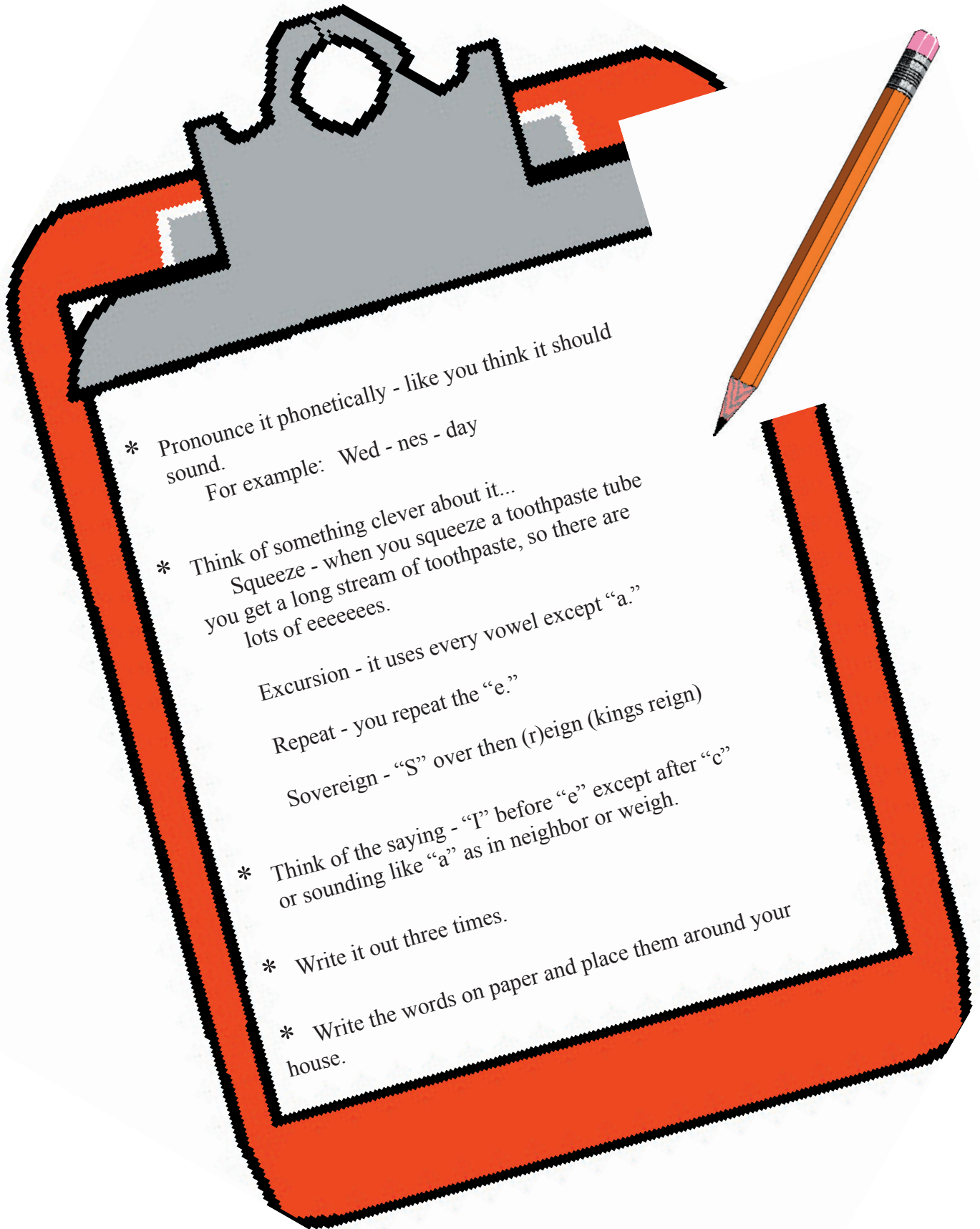


Minnesota Parent Center, a project of PACER Center, Inc., provides free training, individual assistance, and information to families and professionals in Minnesota.

©2000 PACER Center, 8161 Normandale Boulevard, Minneapolis, MN 55437-1044, (952) 838-9000
(952) 838-0190, TTY; 1-800-53-PACER; www.pacer.org

See reverse side for helpful spelling tips!

Help With Spelling Words



* Pronounce it phonetically - like you think it should sound.
For example: Wed - nes - day

* Think of something clever about it...
Squeeze - when you squeeze a toothpaste tube you get a long stream of toothpaste, so there are lots of eeeeeees.

Excursion - it uses every vowel except "a."

Repeat - you repeat the "e."

Sovereign - "S" over then (r)aign (kings reign)

* Think of the saying - "I" before "e" except after "c" or sounding like "a" as in neighbor or weigh.

* Write it out three times.

* Write the words on paper and place them around your house.