

## Welcome to the Webinar

- Remember for sound use a phone and call in using:  
**1-866-516-5393**  
and enter pass code:  
**80927889**
- Everyone will be on mute
- For technical support call 952-838-9000 and let them know you need help with the Simon Technology Center webinar



Page 1



---

---

---

---

---

---

---

---



## Assistive Technology Training Series (sponsored by a grant from MDE)

Tuesday April 7, 2009

Webinar 101

© 2007, PACER Center



---

---

---

---

---

---

---

---

## Your Presenters

- Your Presenter**
  - Bridget Gilormini, Coordinator
  - PACER Center's Simon Technology Center
- Tech Support**
  - Annette Cerreta, Assistive Technology Specialist
  - PACER Center's Simon Technology Center
- Three Host Sites**
  - Rachel Weitzel - People Achieving Change Through Technology (PACTI)
    - Rochester MN
  - Matthew Koob (United Cerebral Palsy (UCP)
    - St. Cloud MN
  - Jonathan Campbell - Simon Technology Center
    - Bloomington MN



Page 3



---

---

---

---

---

---

---

---

## Webinar Training Series

---

- **Tuesday May 5th 1:00 - 2:30 CT**  
What Parents and Professionals Need to Know About AT
- **Tuesday May 19th 1:00 - 2:30 CT**  
How to Consider Assistive Technology in the Individual Education Program (IEP)
- **Tuesday June 2nd 1:00 - 2:30 CT**  
AT for Reading, Writing and Math
- **Tuesday June 16th 1:00 - 2:30 CT**  
Building Capacity for Assistive Technology





Page 4

---

---

---

---

---

---


---

---

## Learning Objectives

---

- Participants will gain knowledge and skills to help them successfully find webinar trainings
- Participants will gain knowledge and skills to help them successfully attend webinar trainings



Page 5

---

---

---

---

---

---

---

---

## About this Webinar series

---

- All Webinars can be seen via the web; you will need to call in to the provided phone number to hear the presentation
- All webinar trainings will be archived and made available on the PACER website 1 - 2 weeks following the date of the original training along with support materials
- Participants from MN that attend 3/4 of the live core trainings will receive a membership to the STC lending library



Page 6

---

---

---

---

---

---

---

---

## Webinar defined

- Seminar given on the computer and delivered to the audience via the world wide web (www)
- Web based seminar
- Web + Seminar = Webinar
- Different from a Webcast
  - broadcasting over the Internet
- Webinars allow for interaction between the presenter and participants



---

---

---

---

---

---

---

---

## Webinar Delivery Tools/Products



- GoToWebinar
- Webex
- Adobe
- Conference Plus
- Plus many more

---

---

---

---

---

---

---

---

## Pros & Cons

- Potentially reach a larger audience
- Cost effective
- Presentation and support materials can be shared electronically
- Training at your location
- NEED to have a computer and high speed internet
- Computer compatibility (PC/Mac)
- Sound issues
- Static presentation

---

---

---

---

---

---

---

---

## Webinar Checklist

- High speed internet
- Check system requirements of system delivering the webinar
- PC/MAC
- Sound Requirements
- Free versus paid
- registration

Page 10



---

---

---

---

---

---

---

---

## Internet - Speed

- Most webinar delivery tools require high speed internet
- Real time delivery
  - Depending on speed may see/feel a delay
- Live streaming
- Bandwidth
- Trying to do this on dial up is painfully slow

Page 11



---

---

---

---

---

---

---

---

## Accessing a Computer

- Local Library
- Sharing a computer
  - Sharing the webinar experience on one computer in a small group
  - Projecting on a screen using an LCD projector to larger audience
- Using facilities of school or tech center

Page 12



---

---

---

---

---

---

---

---

## System Requirements

- Very important to check system requirements for the delivery system you are using
- System requirements will be similar but may not be the same
- Check the FAQ section
- If attending at a school check out potential problems with firewall or proxy issues
- Additional utility may be required (i.e. Flash)

Page 13

---

---

---

---

---

---

---

---

## PC/MAC

- Check compatibility of Webinar with your computer configurations
- Most require current operating systems
- Check platform compatibility

Page 14

---

---

---

---

---

---

---

---

## Sound Requirements

- Check sound requirements
  - Will you have to dial in for sound?
  - Will sound be provided via computer speakers?
- Read provided information for directions
  - How to mute (if necessary)

Page 15

---

---

---

---

---

---

---

---

**Finding Webinars**

---

- Vendor sites
  - Don Johnston  
<http://www.cited.org/webinars.html>
  - Mayer-Johnson  
<http://www.mayer-johnson.com/training/default.aspx>

Page 16 

---

---

---

---

---

---

---

---

**Finding Webinars**

---

- Non profit organizations
  - PACER  
<http://www.pacer.org/pacerwebinars/>
  - Great Lakes ADA Center  
<http://www.adagreatlakes.org/ProgramsAndServices/Trainings/OnlineLearning/>
  - Bookshare  
<http://www.bookshare.org/about/training>

Page 17 

---

---

---

---

---

---


---

---

**Webinar Delivery Tools  
(Registration)**

---

- Most Webinars require pre registration
  - Name
  - Email
- Pre registration allows host to communicate information
  - Changes in presentation (i.e. cancellation)
  - Send presentation handout material
- Allows you to “test” the delivery tool before attending the webinar

Page 18 

---

---

---

---

---

---

---

---

## Navigation

- Before the webinar
- The waiting room
- Question and Answer
- Taking polls and survey
- Using toolbars
- Troubleshooting
- After the webinar

Page 19

---

---

---

---

---

---

---

---

## Before the Webinar

- Verify the date and time zone of the webinar
  - <http://timeanddate.com/worldclock/personal.html>
- Verify how sound will be delivered
- Verify that you will be able to connect to the Webinar
  - Use the test feature if tool provides it

Page 20

---

---

---

---

---

---

---

---

## The Waiting Room

- It is good protocol to arrive to the Webinar early or on time
- When you arrive early you will wait in the “waiting room”
- Possibly see a blank screen or a welcome message
- May hear music

Page 21

---

---

---

---

---

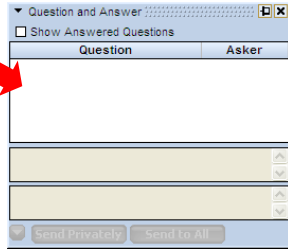
---

---

---

## Question and Answer

1. Look on the right of your computer screen for the Go To Webinar tool bar (find Question and Answer)
2. Type your question in the white box
3. When text is entered, a "send" option will activate
4. Click send



Page 22

---

---

---

---

---

---

---

---

---

---

## Polls and Surveys

- Presenters will use polls to increase engagement of their audience
- Presenters will use polls to gather information (such as knowledge level about a certain topic)
- Participation Survey

Page 23

---

---

---

---

---

---

---

---

---

---

## Toolbar

- Presenter tools
  - Highlight, share my screen
- Measure participant satisfaction
- Question/answer
- Chat feature

Page 24

---

---

---

---

---

---

---

---

---

---



## Troubleshooting

- If you can't hear sound make sure your volume is turned up
- If you have trouble accessing from your school it may be bandwidth or security issue
- check system requirements
- They do get easier with experience

Page 25

---

---

---

---

---

---

---

---

## After the Webinar

- Participant survey
- Follow up email asking for feedback
- Find out if Webinar will be recorded and archived
  - Allows you to see content and material again
  - those who were unable to attend may view recorded Webinar

Page 26

---

---

---

---

---

---

---

---

## Training Series

- **Tuesday May 5th 1:00 - 2:30 CT**  
What Parents and Professionals Need to Know About AT
- **Tuesday May 19th 1:00 - 2:30 CT**  
How to Consider Assistive Technology in the Individual Education Program (IEP)
- **Tuesday June 2nd 1:00 - 2:30 CT**  
AT for Reading, Writing and Math
- **Tuesday June 16th 1:00 - 2:30 CT**  
Building Capacity for Assistive Technology



Page 27

---

---

---

---

---

---

---

---

## Registration Information

---

**[www.PACER.org/workshops/emails/2009atseries.htm](http://www.PACER.org/workshops/emails/2009atseries.htm)**

For information on this Webinar series, please call PACER Center at 952-838-9000.

This series is funded by a grant from the  
Minnesota Department of Education.

*Can't make it to the Webinars? They'll all be archived on [PACER.org](http://PACER.org) and will contain links to resource materials relevant to each session*

**PACER CENTER**  
CHAMPIONS FOR CHILDREN WITH DISABILITIES

Page 28

---

---

---

---

---

---

---

---

## Contact Information

---

- Bridget Gilormini
  - Coordinator, PACER Center's Simon Technology Center
  - 952-838-9000
  - [bridget.gilormini@pacer.org](mailto:bridget.gilormini@pacer.org)
- Simon Technology Center
  - stc@pacer.org

**PACER CENTER**  
CHAMPIONS FOR CHILDREN WITH DISABILITIES

Page 29

---

---

---

---

---

---

---

---

## Thank you for coming

---

- This webinar will be archived (saved and posted on the website; file is too large to send via email)
- Please take a minute to fill out the evaluation at the conclusion of the webinar; it will appear automatically when you exit the Webinar
  - We appreciate it!
- Certificate of Participation will be emailed to you
- Have a great day.

**PACER CENTER**  
CHAMPIONS FOR CHILDREN WITH DISABILITIES

Page 30

---

---

---

---

---

---

---

---