



SPOOKLEY'S NATIONAL BULLYING PREVENTION MONTH CELEBRATION TOOLKIT



**The End of Bullying
Begins With You!**

Spookley is a square pumpkin who lives in a round pumpkin patch world. He helps early learners discover that the things that make us different are the things that make us special.

As the "Official Spokes-Pumpkin" for National Bully Prevention Month, Spookley the Square Pumpkin is here to help remind us that **The End of Bullying Begins with You.**

EDUCATORS

Discuss with your students what Spookley's message means.

- How do **individual actions** stop bullying?
- What do those actions look like?
- How can each of us contribute to making the world **kinder**, more **accepting**, and **inclusive**?

WEEK 1:


EXPLORE!

Learn how kindness, acceptance, and inclusion can help prevent bullying.

READ THE BOOK

The Legend of Spookley the Square Pumpkin

Read *The Legend of Spookley the Square Pumpkin*. The book is available for purchase at Spookley.com and a video reading by the author is available for free on the official [Spookley YouTube channel](#).



WATCH THE MOVIE

The *Spookley the Square Pumpkin* movie can be seen on Disney Junior and Netflix and is available for rental or purchase via all of the major digital platforms (e.g., Amazon, Apple, Google, YouTube).



DISCUSS

Use the discussion guidelines on the next page.

CLASSROOM ACTIVITIES



TAKE THE PLEDGE

Join Spookley and friends in **taking the Pledge** to create a world without bullying through kindness, acceptance, and inclusion. Help us make this the biggest bullying prevention pledge ever! Take a photo or video of the class **taking the Pledge** and share it on social media and include the hashtag #spookley.



ACTS OF KINDNESS TRICK-OR-TREAT BAG

Filling a bag with tricks or treats is fun, but have you ever thought of filling a bag with kindness? Discuss with students what an act of kindness is. What does it look like? What does it feel like? How does it make the world more accepting and inclusive? Then, as a class, create a “trick-or-treat” bag not for tricks or treats but for acts of kindness.

Students add to the bag by collecting acts of kindness that they either do or witness. Provide pre-printed slips of paper for students to complete and add to the Bag. Ideas include “*I witnessed an act of kindness. I saw someone...*” or “*I did this today to show kindness to someone else...*” Spend a few minutes a day having students share the acts of kindness with the class before they add them to the Bag.

BULLYING PREVENTION AND TOLERANCE DISCUSSION QUESTIONS

QUESTIONS	KEY THEMES AND OBJECTIVES
<p>How do you think Spookley felt when he was teased by the other pumpkins?</p> <p>How do you think it would feel if you were teased by someone?</p>	<p>Use empathy to help children recognize that they would feel badly if they were teased and bullied.</p>
<p>How do you think Spookley felt by the end of the story?</p>	<p>Lead children to recognize that it is okay to be different.</p>
<p>What are some things that you can do if you are being teased or bullied?</p> <p>What are some things that you can do if you see someone else being teased or bullied?</p>	<p>Have children recognize that they can be problem solvers and take action to counteract bullying</p> <ul style="list-style-type: none"> • Tell an adult • Speak up for yourself and friends • Be a friend – remove victim from the situation • Intervene – tell the child who is bullying that it's not OK and it's not allowed <p><i>Note: It's best to focus on behavior rather than labels. For instance, don't encourage children to label someone a "bully" but rather teach them how to recognize bullying behavior. You may wish to visit pacerkidsagainstabullying.org for more strategies</i></p>
<p>What are some things that you can do to show kindness and tolerance towards others?</p> <p>How does it feel when others are nice to you?</p>	<p>Lead children to recognize that it feels good to make others feel good.</p>
<p>SPOOKLEY MOVIE QUESTIONS: How did Spookley feel when Big Tom and Little Tom say, "he's not like us...he's a freak of nature".</p>	<p>Have children recognize different roles of individuals in a bullying situation. Point out that Big Tom and Little Tom never stop to think about how their behavior affects Spookley. Lead students to recognize that it feels good when others understand how we think and feel, and that each of us can make someone else feel good by understanding their thoughts and feelings.</p>

WEEK 2:

PLAN!

Unity Day is coming up! Wear and share orange to show unity for kindness, acceptance, and inclusion and to send a visible message that no child should ever experience bullying.

WEAR AND SHARE

Discuss with your students a plan to wear something orange on **Unity Day**. Brainstorm ideas on how to record and share your orange-y best.

ORANGE YOU CREATIVE? CRAFT ORANGE ACCESSORIES!

The fun part of any outfit is the accessories. How about a hat? A pendant? A wristband? Use the templates at the end of this document to help your students create orange accessories to wear on Unity Day.

MATERIALS:

For all templates

Orange or white cardstock 8 1/2" x 11"

Markers or crayons

Stickers or other embellishments (optional)

Stapler or tape

Scissors

For hat, you will also need 2" strip of cardstock long enough to wrap around head.

For pendant, you will also need yarn or string and a hole punch.



WEEK 3:

CELEBRATE!

The countdown is over. The preparations are in place. **IT'S UNITY DAY!** Time to gather in-person or online to celebrate and share your efforts and commitment with others.

WEAR YOUR ORANGE

Gather as a class and show off your orange accessories that students created during Week Two in solidarity for a kinder, more inclusive, and accepting world.

SHARE YOUR ORANGE

Record your class in their orange attire with a photo or video and share on your school's social media. Be sure to include the hashtag #spookley.

CHALLENGE IT FORWARD

Challenge others to **take the Pledge** and spread the message of kindness. Try to have each student encourage at least one other person to **take the Pledge**.

GRAB THE POPCORN!

Watch "The Spookley Halloween Show!" and "Halloween's For Everyone!" on the [Spookley YouTube channel](#).

WEEK 4:

REFLECT

Determine ways to continue bullying prevention efforts all year to create a kinder, more inclusive, and more accepting world.

SET A GOAL AND KEEP COLLECTING!

As a class, commit to continuing to collect acts of kindness throughout the school year. **Set a goal** of how many acts will be collected before the year's end. To keep the project momentum going, set smaller goal milestones to celebrate throughout the year. Smaller goals can be set monthly, or timed with celebrated holidays, or at semester breaks.

RE-NAME THE BAG from a trick-or-treat style to something less tied to the month of October. Ideas include *Collection Of Kindness* or *Kindness From Room (Insert Class Room Number)*, or have students brainstorm and vote on a name for the growing class collection.

KEEP A RECORD of the growing tally. Continue to **check-in** on what's in the collection and **share** the different acts of kindness in the bag.

KEEP SPOOKLEY IN YOUR CLASSROOM

Spookley the Square Pumpkin can remain in your classroom throughout the year as a reminder to promote kindness, acceptance, and inclusion. Spookley can live in your classroom in several ways:

- A Spookley plush on a shelf
- A Spookley print out displayed on a wall, see next page
- A Spookley craft created by students to decorate the classroom

AND THERE'S MORE!

Your class can meet Spookley's friends, who each have a valuable message for students to discover. Make every day a holiday with these books from Holiday Hill Farm:

Mistletoe and the Christmas Kittens teaches the value of unselfish acts of kindness.

Lyla the Lovebug helps us understand the true power of love.

JellyBean and the Unbreakable Egg is a lesson in the value of teamwork, the importance of kindness, and the amazing power of a good hug.

Beacon the Bright Little Firefly shows us the value of thinking for yourself

A Family to be Thankful For reminds us that families come in all shapes and sizes.

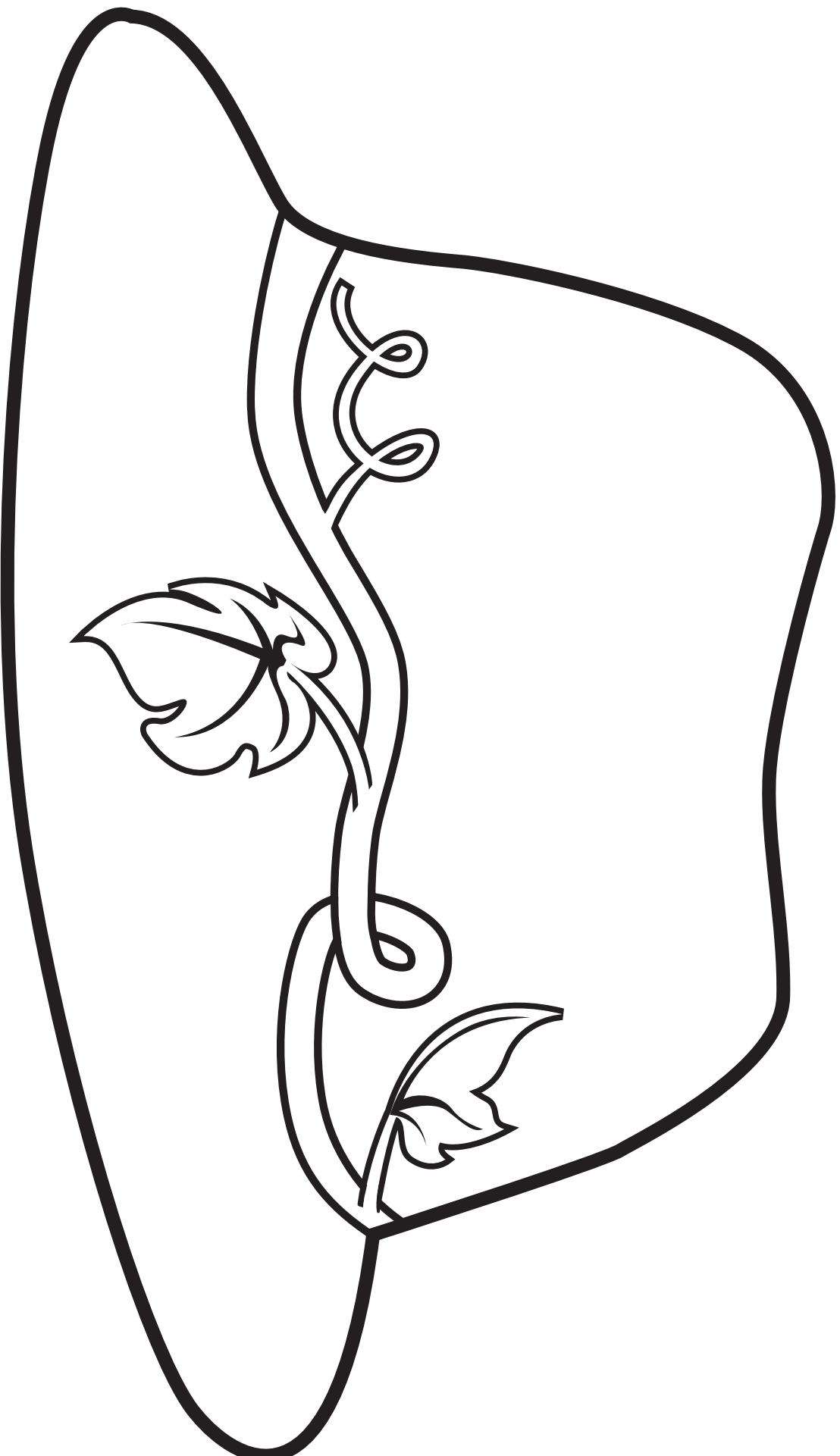
The End of Bullying Begins With You!



Spookley
the Square Pumpkin™




HAT TEMPLATE

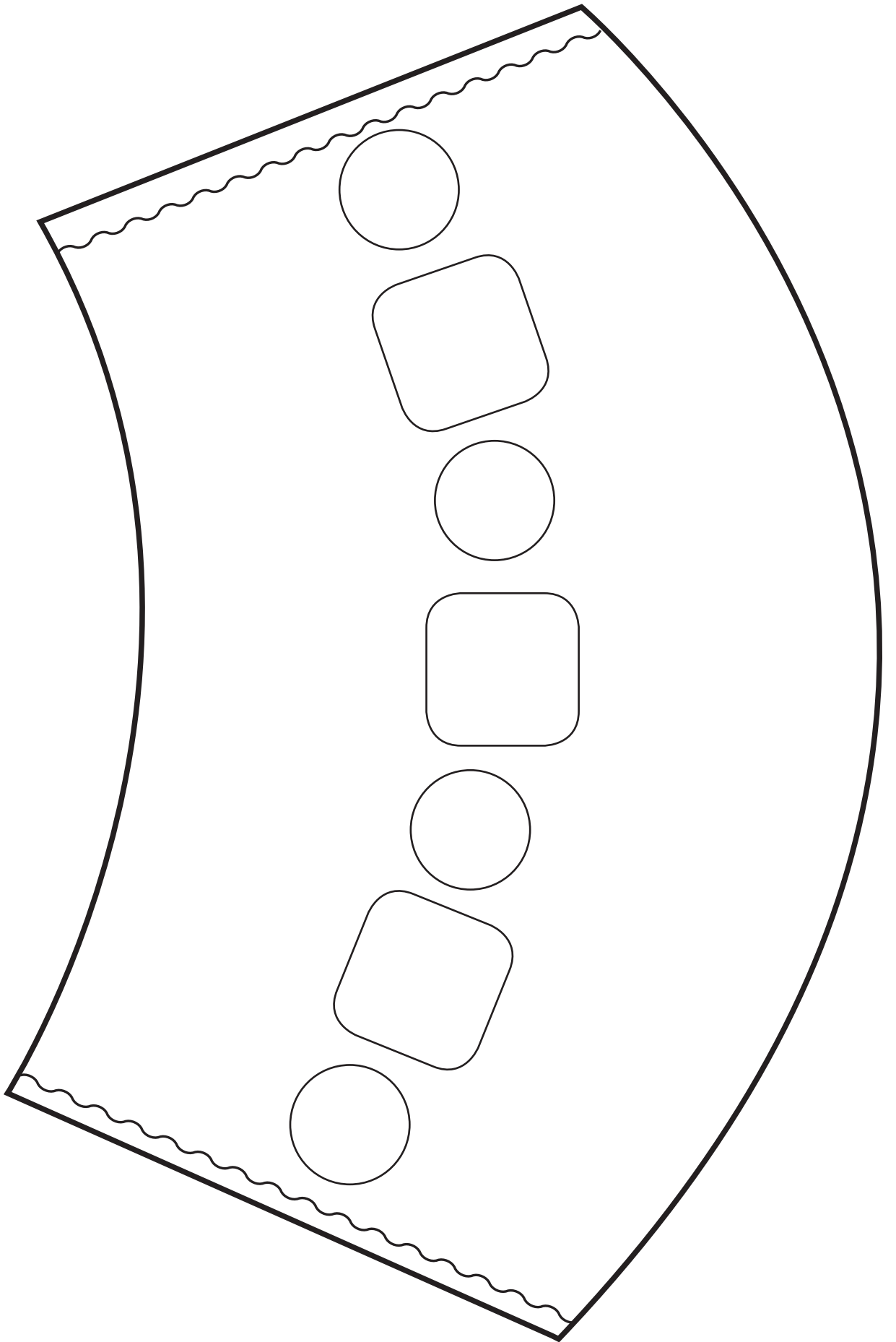
1. Color and decorate hat and 2" wide cardstock strip.
2. Cut out hat.
3. Attach hat to the middle of the cardstock strip with staples or tape.
5. Attach the two ends of the strip with staples or tape so it fits snugly on head.



PENDANTS TEMPLATE

1. Color and decorate your pendants.
2. Cut out pendant along outside lines.
3. Punch a hole on the **X**.
4. Thread yarn through the hole.





WRISTBAND TEMPLATE

1. Color and decorate your wristband.
2. Cut out wristband.
3. Wrap around your wrist and tape closed along the wavy lines.